





## Mesenteric panniculitis with intraabdominal abcess. Report of one case

Viscido, Germán Rodrigo , Napolitano, Daniel, Rivoira, Guillermo, Parodi, Matías , Barotto, Martín, Picón, Héctor, Doniquian, Marcelo Alejandro  and Palencia, Rafael  (2008) *Mesenteric panniculitis with intraabdominal abcess. Report of one case*. Revista Chilena de Cirugia, 60 (5). pp. 452-456. ISSN 0718-4026

El texto completo no está disponible en este repositorio.

### RESUMEN

We report a 28 years old obese male presenting with abdominal pain of increasing intensity lasting 15 days. In the last days, diarrhea and fever appeared. On abdominal examination a 8 cm painful mass was palpated. An abdominal ultrasound showed an anechoic mass in the epigastrium. An abdominal CAT scan showed an inflammatory mass that involves the small bowel. The patient is subjected to a percutaneous needle aspiration, obtaining 50 ml of a purulent fluid. Due to persistence of fever, the patient was operated finding an inflammation that involved the mesentery and the great omentum and covering abscess. The pathologic study of the surgical piece reported a unspecific nodular mesenteric panniculitis.

**TIPO DE DOCUMENTO:** Artículo

**PALABRAS CLAVE:** Abscess. Mesenteric panniculitis.

**TEMAS:** [R Medicina > RD Cirugía](#)

**UNIDAD ACADÉMICA:** [Universidad Católica de Córdoba > Facultad de Ciencias de la Salud](#)